



# JUDGING SPEECH AND DEBATE

# Thank you for taking time to judge!!

- Your feedback is incredibly valuable!
- Judge the performance, not your opinion/bias
- Take notes during performances
- Write specific comments to help improvement

# Important General Information

- For Speechwire → [live.speechwire.com](https://live.speechwire.com)
- If you have a ballot it should appear on your screen.. It will have the names/codes of the competitors and the start button. Click START
- If you do not have a ballot stay in judge lounge until tab releases standby judges.

# Speech Ballots

1

Start round as soon as you get into the room. DO NOT wait until all students are present, some may be trying to find the room. If Extemp, they come in one at a time.

2

Take notes during performances to provide detailed comments to the kids.

3

Rank performers 1<sup>st</sup>, 2<sup>nd</sup>, 3<sup>rd</sup>, and so on... There cannot be any ties. Put in speaker points from 90-100 based on how well they spoke. Just because they got first doesn't mean they have to earn 100 speaker points.

4


Write detailed comments! The students use these comments to help them change their approach and practice. The coaches use this to help the students.

# Original Oratory

Five minute speech with 30 second grace (no penalty!!)



OO should **persuade** the audience of something that is important to the speaker. Sometimes it is an issue or problem regarding the world or society in general. But the topic is totally up to the performer.



Speech should be memorized

# Original Oratory

- Speech should:
  - Be organized and easy to follow
  - Be relatable to the audience
  - Reference sources when needed for support (not rigidly cited)
- Speaker should:
  - Communicate with the audience with eye contact, gestures, and vocal variety including pace, pitch, inflection, and energy
  - Use a floor pattern to separate sections of the speech
  - Demonstrate clear knowledge of the topic
  - Memorize all content



- Identify what the student did well:
  - “I love the opening energy you bring to your topic!”
  - “This is fascinating! Thank you for voicing your concerns so persuasively!”
  - “Super job previewing the organizational pattern, it was very helpful”
  - “Great use of experts who support your thesis.”
  - “Great point on why I should care!”
  - “Your solutions were clear and well thought out.”
  - “Wonderful job tying back to your introduction at the end! Nice!”

## Ballots for Original Oratory

- Identify what the student **did not do well** or that needs work:
  - “I’m a little confused. You are at the two-minute point and I am not sure of your topic. Can you present thesis earlier?”
  - “Instead of connecting everything to suicide or crisis, are there different levels of consequences of the problem?”
  - “Can you explain why people act that way? Is the problem psychological or physical?”
  - “Hand gestures are important, but you seemed to get stuck just hanging up there like claws! Can you relax your hands? Keep them at your sides?”
  - Varying for tone and inflection would help polish the presentation.”

# Ballots for Original Oratory





# Interpretation of Literature Events

- The purpose is to transport the audience into the world of the literature and reveal a greater truth! Entertainment with an artistic argument! Memorized with movement.
- Dramatic Interp (DI)
- Humorous Interp (HI)
- Duo Interp (DUO)
- 5 Minute performances with 30 second grace (no penalty)

# Interp Events

- Performance should:
  - Follow a clear story line. Story arc builds to a climax.
  - Be relatable to the audience
  - Have emotional appeal – good DI includes humor; good HI includes serious messages!
- Performer(s) should:
  - Use the tools of vocal variety (pitch, pace, etc.), accents, sound effects, character voices, silence for effect
  - Use physicality and movement to maximize the message
  - Connect with the audience to transport them to the world of the literature
  - Memorize all content



- Identify what the performer did well:
  - “I love the opening moment! When you slowly turn to face us... wow!”
  - “Nice use of pantomime to establish your character is in the kitchen.”
  - “Loved the quotation at the beginning of your introduction.”
  - “This is a really important issue. Thank you for bringing it to our attention.”
  - “Wow, great job keeping characters separate and easy to follow!”
  - “Use of sound effects was really cool! How do you do that?”
  - “Thank you for not screaming. Sometimes less is more.”

---

## Ballots for Interp

- Identify what the student **did not do well** or that needs work:
  - “I’m uncertain of the opening pantomime. What is your character doing?”
  - “You have a lot of characters. How might you make that more clear? Posture? Face? Gestures? ”
  - “Your accent tends to fade in and out. Work on consistency.”
  - “Nice moment at the climax, but your rushed right out of it. A moment of quiet might help audience to feel the moment.”
  - “The story was confusing to me. I’m not sure how scenes connected.”

## Ballots for Interp

- Judges will give competitors three quotes to choose from. Once the competitor chooses the quote, Judge gives paper and competitor starts planning. (Their quote is no longer an option for the other competitors).
- Competitors have 7 minutes all-inclusive to plan and speak (30 seconds grace).
- Competitors should not have a paper when they speak, and they should speak off the cusp.
- Competitors should stay on topic, have a clear flow of their speech and relate to the quote with real-world examples and personal stories.
  
- Although all competitors are in the room, the other competitors may **NOT**:
  - BE ON THEIR PHONE DURING ANOTHER COMPETITORS SPEECH
  - WRITE ANYTHING ON PAPER OR THEIR PHONE DURING ANY OTHER COMPETITOR'S PERFORMANCE

# Impromptu Event



# Declamation Event

- Competitors memorize and deliver a portion or portions of a published, publicly delivered speech previously performed by someone else (commencement address, historical speeches, political speeches, celebrity speeches, etc.)
- Performer(s) should:
  - Use the tools of vocal variety (pitch, pace, etc.), accents, sound effects, character voices, silence for effect
  - Use physicality and movement to maximize the message
  - Connect with the speech to make it seem as if they wrote the speech themselves
  - 5 minutes (30 seconds grace).

- Students work hard!
- **Avoid the following:**
  - “ “I disagree. I work in banking and I know that is not true”
  - “That is ridiculous. No one believes that”
  - “That is stupid”

What NOT to  
write on any  
ballot!

# Reminders:



Click “Start Round” in Speechwire as soon as you are in your room.



Judge is the official time-keeper



If you think there is a rule infraction, rank the round as if there were NO infractions. Then, go to the Judges' Lounge and ask the district staff.




Rank students and type comments as soon as possible. We may need you to judge the next round, which will be held up if you wait until after the round to put in your ranks and comments.




Students who use paper/index cards (aside from Impromptu) should not rank first. Speech events should be memorized and performed as such.



# Elementary Debate Events!



Congressional Debate



Public Forum Debate

- Role Play Debate - competitors are playing the role of legislators in Washington D.C. Congress
- Speeches are 3 minutes long (presiding officer times all speeches and questioning periods)
- Competitors will elect a presiding officer at the beginning of each session
- Speeches should be organized, with clear introductions, arguments, and clear positions on legislation. Speeches should not merely re-hash or repeat other arguments but should move debate forward.

## Congressional Debate

## Judge Duties:

- Judge listens and takes notes on the debate scoring each speech that is presented. This is not based on your opinion, please vote based on their speech, not your bias
- Each speech is scored by the judge. Please use a range of 3 -6 points. 3 = poor; 6=great! Judge also scores the presiding officer for their job in keeping the debate running efficiently and effectively.
- Judge will write comments for each speech and for the presiding officer.
- Competitors do not get points for questioning, however, it can help you decide a ranking if competitors are close.
- Competitors are ranked 1-8, no ties (Presiding Officer may get ranked if they kept proper time, were organized, kept correct order of speaking, kept order in room)

# Congressional Debate

# Congressional Debate

- Kids work hard! They need comments that will encourage them to do their best and to improve!
  - Do give specific examples: Great introduction, the power of your voice was perfect.
  - Good attention getter, but you forgot to tell us your thesis. What is the point of this speech?
  - You did a great job with research, but a speech might do more than just list statistics... what do the statistics mean?
  - Good job identifying the weaknesses in other speakers' arguments.

# Public Forum Debate

Two on Two debate debating a resolution provided by the national office.

1st speaker (Affirmative Speaker) presents a 2 minute speech establishing arguments for their side of the resolution.

1st speaker on the other side (Negative Speaker) presents a 2 minute speech establishing arguments for their side of the resolution.

The two 1st speakers question each other back and forth (Crossfire Questioning) for 1.5 minutes.

The next two speakers (rebuttalists) refute the other side's arguments for 2 minutes each side, followed by 1.5 minute Crossfire Questioning.

Next, each 1st speaker provides a summary of the debate - 1.5 minutes each speaker.

Grand Cross Fire with all participants questioning, responding and persuading at the same time for 1.5 minutes.

The two rebuttalists each have a 1.5 minute final focus to persuade the judge as to what is the most important thing to weigh in the debate.

## Judge Duties:

- Judge listens and takes notes during the debate. This is not based on your opinion, please vote based on their speech, not your bias.
- Each team is scored by the judge at the end of the debate (25-30 points) and a winner is chosen by the judge based on the team that did the best job arguing their position. **There are no ties.**
- Judge should write a thorough explanation of the reason for their decision.
- Judge will write comments for the teams so that the teams can improve for the future.

# Public Forum Debate



THANK YOU!

